

ARTWORK PRODUCTION SIZING GUIDE

The Artwork required for your shell scheme stand with full height digitally printed insert panels is detailed below.

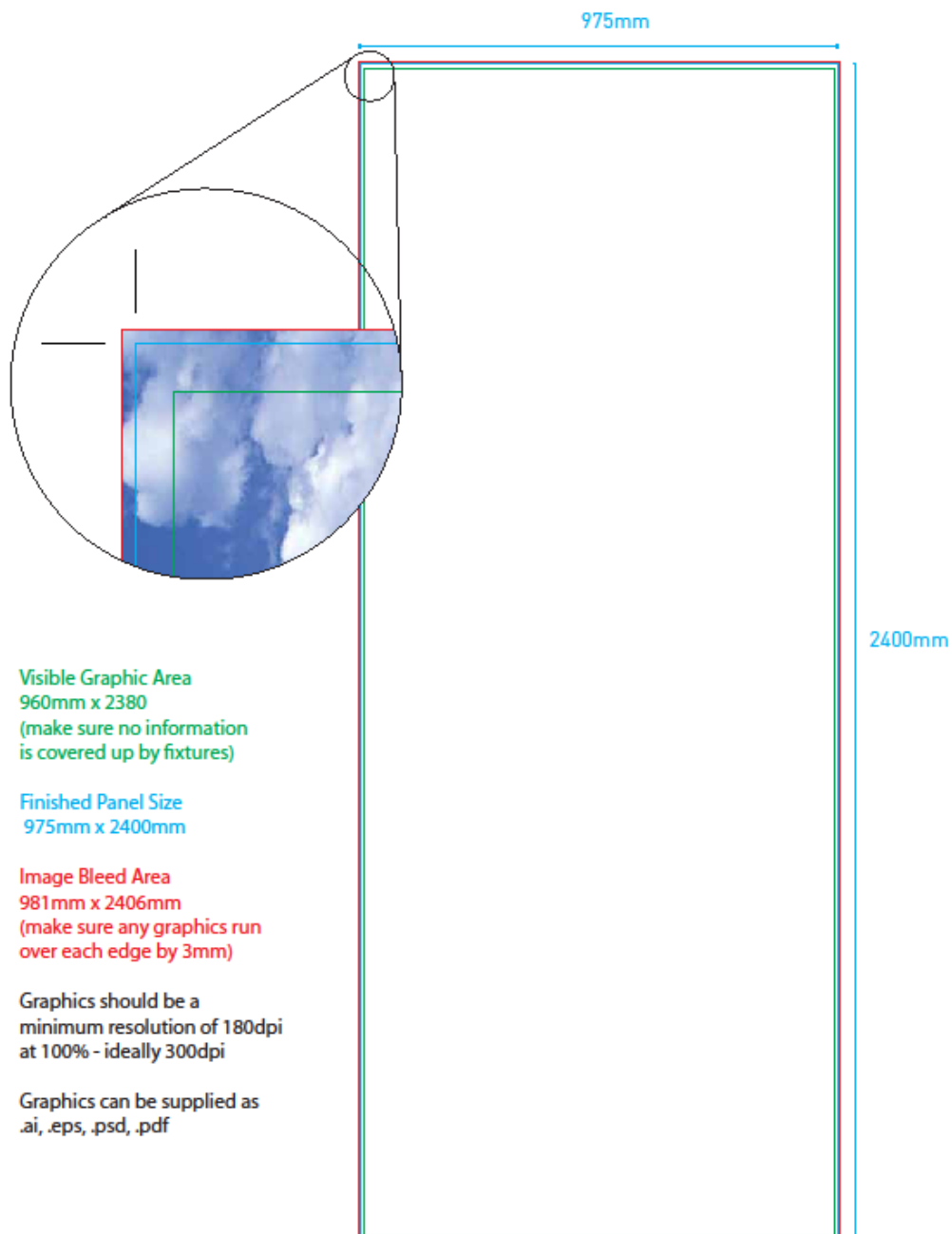
An example of how your stand will look is shown below. Please note this is not a seamless graphic finish as the panels are inserted into our shell scheme framework. There is a 40mm wide post between each panel which needs to be considered when designing your layout.



If you require further technical dimensions of the shell scheme system, please contact our offices on 01323 811406.

WALL PANEL ARTWORK

The specification below relates to the production of full size graphic panels which are inserted into our shell scheme structure.



FASCIA ARTWORK

The specification below relates to the production of fascia graphic panels which are inserted into our shell scheme structure.

The Fascia system consists of 1m & 2m sections which are joined to create the required length for each stand. Configurations are outlined below to assist with your artwork planning.

2m Fascia



Visible Graphic Area
1960mm x 215mm (make sure no information is covered by fixtures)

Finished Panel Size
1975mm x 235mm

Image Bleed Area
1981mm x 241mm (make sure any graphics run over each edge by 3mm)

3m Fascia

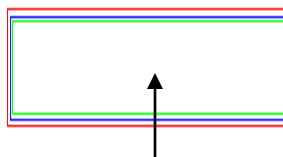
Please note the 3m fascia is made up of the 2 sections shown. There is a 40mm wide joining piece between sections that needs to be considered when designing your artwork.



Visible Graphic Area
1960mm x 215mm (make sure no information is covered by fixtures)

Finished Panel Size
1975mm x 235mm

Image Bleed Area
1981mm x 241mm (make sure any graphics run over each edge by 3mm)



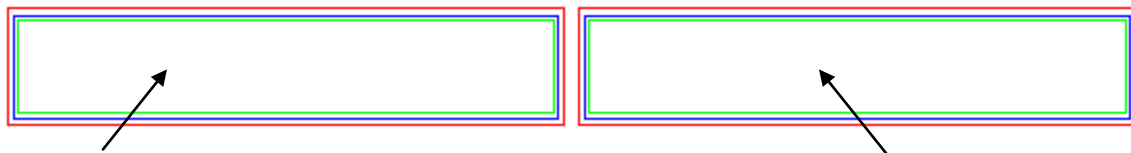
Visible Graphic Area
960mm x 215mm (make sure no information is covered by fixtures)

Finished Panel Size
975mm x 235mm

Image Bleed Area
981mm x 241mm (make sure any graphics run over each edge by 3mm)

4m Fascia

Please note the 4m fascia is made up of the 2 sections shown. There is a 40mm wide joining piece between sections that needs to be considered when designing your artwork.



Visible Graphic Area
1960mm x 215mm (make sure no information is covered by fixtures)

Finished Panel Size
1975mm x 235mm

Image Bleed Area
1981mm x 241mm (make sure any graphics run over each edge by 3mm)

Visible Graphic Area
1960mm x 215mm (make sure no information is covered by fixtures)

Finished Panel Size
1975mm x 235mm

Image Bleed Area
1981mm x 241mm (make sure any graphics run over each edge by 3mm)

All graphics should be a minimum resolution of 180dpi at 100% - ideally 300dpi
Graphics can be supplied as .ai .eps .psd .pdf

Please contact our office for configurations of larger fascia sections.